








MEETING ROOM CAPACITY CHART

Guest Capacity by Seating Plan varies as per social distancing norms

Venue	 Area (sq-mts)	 Reception	 Round Table	 Cluster	 Class Room	 Theatre	 U-Shaped
Akbar Hall	337	300-350	120	160	160	375	70
Akbar Hall - 1	168	150-180	60	80	70	180	35
Akbar Hall - 2	168	150-180	60	80	70	180	35
Akbar Hall - Pre-Function	162	-	-	-	-	-	-
Jodha Hall	256	200-225	96	96	84	240	45
Jodha Hall - Pre-Function	111	-	-	-	-	-	-
Mandore Lawn - 1	1332	800-1000	-	-	-	-	-
Mandore Lawn - 2	1196	700-900	-	-	-	-	-
Mandore Lawn - 3	3827	2500-3000	-	-	-	-	-
Residential Lawn - 1	1094	600-700	-	-	-	-	-
Residential Lawn - 2	1153	700-900	-	-	-	-	-
Bistro Lawn - 1	394	150-180	-	-	-	-	-
Bistro Lawn - 2	660	250-280	-	-	-	-	-
The Courtyard	215	50-60	-	-	-	-	-
Amphitheatre	1112	100-120	-	-	-	-	-