










MEETING ROOM CAPACITY CHART

Guest Capacity by Seating Plan varies as per social distancing norms

Venue	 Area (sq-mts)	 Reception	 Formal Sitdown	 Cluster	 Class Room	 Theatre	 U-Shaped
Rajendra 1	263	225	130	146	120	190	54
Rajendra 2	263	225	130	146	120	190	54
Rajendra 3	263	225	130	146	120	190	54
Rajendra 4	253	250	120	112	80	190	50
Rajendra 5	253	250	120	112	80	190	50
Rajendra 6	253	250	120	112	80	190	50
Rajendra 7	442	420	170	146	120	300	85
Rajendra 8	475	400	180	56	42	110	90
Rajendra Hall (1 -8)	2,466	2,400	1,100	850	700	3,000	490

MEETING ROOM CAPACITY CHART

Venue	 Area (sq-mts)	 Board room seating
Tanjore	93	25
Kaveri 1	61	15
Kaveri 2	61	15
Kaveri 3	61	15
Kaveri 4	61	15
Killi 1	42	10
Killi 2	51	10
Killi 3	34	7
Killi 4	51	12